

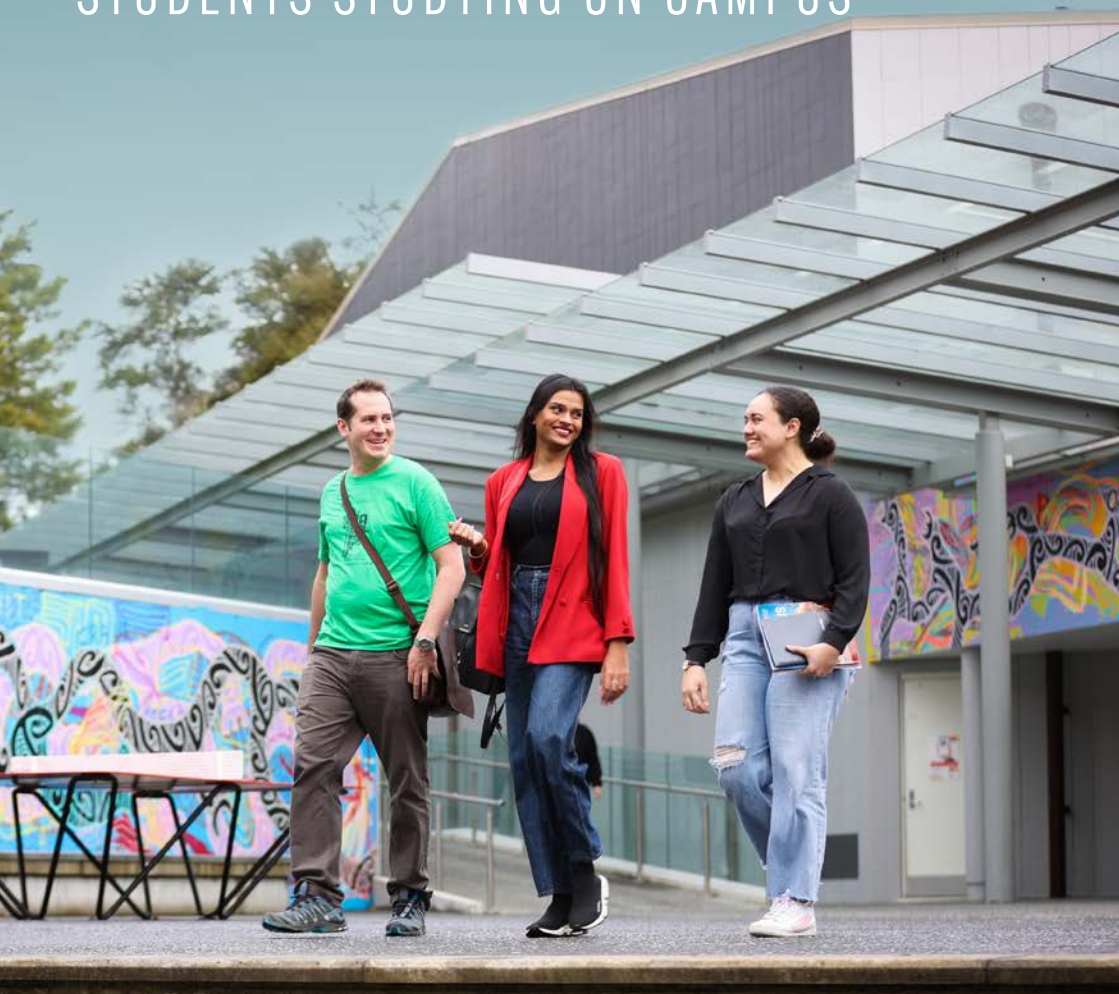


THE UNIVERSITY OF
WAIKATO
Te Whare Wānanga o Waikato

NEW ZEALAND

WELCOME TO WAIKATO

A GUIDE FOR NEW INTERNATIONAL
STUDENTS STUDYING ON CAMPUS



GET IN TOUCH

If you need any help planning for your study at the University of Waikato, please contact us.

Within New Zealand:

0800 WAIKATO (0800 924 5286)

Outside New Zealand:

+64 7 838 4610

info@waikato.ac.nz

waikato.ac.nz/study/international

Student Centre, Hamilton Campus
via Gate 5, Hillcrest Road, Hamilton

The Hub, Level 1, Tauranga Campus
101 Durham Street, Tauranga

Follow us

 facebook.com/WaikatoInternational

 [@waikatointernational](https://www.instagram.com/waikatointernational)

 [waikatouni](https://www.tiktok.com/waikatouni)

 [universitywaikato](https://www.youtube.com/universitywaikato)

 [@waikato](https://twitter.com/waikato)

The University of Waikato has agreed to observe and be bound by the New Zealand Qualification Authority's Code of Practice for the Pastoral Care of International Students.



WELCOME TO WAIKATO

Kia ora, congratulations on your offer to study at the University of Waikato.

Choosing where to study is a big decision. It's an even bigger decision and commitment when choosing to study in a new country. We want to make sure you have all the information you need to help make your move to New Zealand (Aotearoa) as stress-free as possible, so you can arrive ready to enjoy your course and life on campus.

Whether you will be studying at our Hamilton or Tauranga campus, this guide will help prepare you for the move to New Zealand and life as a student at the University of Waikato. Follow our checklist on the next page to move through the steps – we wish you all the best and we look forward to welcoming you in person soon!

The University of Waikato International Student Services Team



CHECKLIST



Use this page to keep track of everything you need to do to prepare for your move to New Zealand.

- Accept your offer (see page 3)
- Pay your tuition fees (see page 4)
- Apply for a student visa (see page 5)
- Organise medicines, vaccinations and prescriptions (see Naumai NZ)
- Arrange your accommodation (see page 6)
- Purchase medical and travel insurance (see page 11)
- Complete an arrival form (see page 13)
- Send us a photo for your student ID card (see page 13)
- Enrol at the University of Waikato (see page 14)
- Attend your Orientation (see page 16)
- Make the most of life in New Zealand (see page 18)
- Make the most of life at Waikato (see page 22)

Have you heard about the NZ Ready tool from Immigration New Zealand? Answer some questions and have a personalised task list created for you, with helpful website links and the ability to add your own notes and reminders!

nzready.immigration.govt.nz

ACCEPT YOUR OFFER

Once you receive a firm offer to study at the University of Waikato, you need to accept that offer as soon as you can.

Accepting your offer allows you to start the process for preparing to come to New Zealand. You'll be able to apply for your student visa with Immigration New Zealand and arrange your accommodation. It also secures your place of study with the University of Waikato and helps us to prepare for your arrival.



To accept your offer to study at Waikato, follow these easy steps:

- Log in at my.waikato.ac.nz, go to 'Qualifications and Papers' and click the 'respond to offer' link next to your qualification. If you wish to accept the offer, click yes!
- Pay your tuition fees - see the next page for how to do this. Make sure you include your name, details of your payment and your student ID number.
- To view and download your receipt, find it under 'Finance' then 'View my Receipts' in the MyWaikato portal. This is important and you will need to present your receipt to Immigration New Zealand when you apply for your student visa.

HAVE QUESTIONS?

Email international@waikato.ac.nz or call **+64 7 838 4610** for help! You can also view a step-by-step guide to enrolling at waikato.ac.nz/go/online-enrolguide

Now is a great time to consider your accommodation options - see page 6.

PAY YOUR TUITION FEES

At the University of Waikato, you formally accept your offer by paying your tuition fees.

Our preferred method of payment for international transactions is by online transfer by either using the Western Union Business Solutions payment portal or Flywire. We recommend these systems as it is a faster, safer way for you to pay.

To make a payment or explore alternative ways to pay your tuition fees please visit waikato.ac.nz/go/international-fees

Please be aware it can take five working days for a receipt to be issued, as payments will need to be processed by the bank before a receipt is generated.

Have questions?

For help email info@waikato.ac.nz



APPLY FOR A STUDENT VISA

As an international student you will need to get a student visa before you travel to New Zealand.

An offer of place and paying your fees does not automatically qualify you for a student visa, so you should apply to Immigration New Zealand as soon as possible.

WAIKATO TIP:

Read more at NauMai about the process and what you need to apply. Visit naumainz.studyinnewzealand.govt.nz/

When you apply for a student visa, you will also need to provide:

- A formal Letter of Offer from the University of Waikato
- Evidence of funds for your tuition fees (for example a receipt or scholarship letter)
- Evidence that you have enough money for living expenses, with a minimum of \$NZ20,000 for each year.
- Evidence of medical and travel insurance coverage for the duration of your student visa. insurance is automatically added to your tuition fees invoice).
- You may also be required to complete medical checks and police clearance, if applicable.
- Please note this is not an extensive list. To explore your visa options visit immigration.govt.nz/new-zealand-visas or find helpful tips on applying for your student visa at waikato.ac.nz/go/international-apply



ARRANGE YOUR ACCOMMODATION

The University of Waikato has a range of accommodation options available to students studying in Hamilton and Tauranga.

We can also assist you with homestay living arrangements or you may choose to find your own accommodation in a nearby residential suburb.

Below are the details of all the accommodation options available to you during your studies with us. Make sure you apply early as preferred accommodation options are guaranteed to international students who apply on time.

HOMESTAY

In homestay accommodation, you will live with a New Zealand family in their home. You will have your own room and all meals provided. You will be expected to share facilities, help out with household duties and prepare your own breakfast and lunch. There may also be house rules to follow, for example there may be limits on internet use and the length of time in the shower or watching television. Some homestays may require students to travel to the University campus by public buses or by riding a bike.

If you choose this option, please provide as much information as possible about your interests and any special dietary or health requirements, so we can match a family as closely as possible to your needs. There are a limited number of homestay families so not everyone who applies will be able to be placed.

You will need to submit an International Homestay Application Form at least three weeks before you arrive in New Zealand so that we are able to find a suitable placement for you. A placement fee and the first four weeks of your homestay accommodation must be paid when you submit the form.

If you are an English language student, you will be placed in a homestay unless otherwise requested, as this is an important way to develop and practise your language skills.

Visit waikato.ac.nz/student-life/accommodation for more information, costs and to apply.

Have questions?

For help email accom@waikato.ac.nz



UNIVERSITY ACCOMMODATION - HAMILTON

The University of Waikato has three Halls of Residence available on the Hamilton campus: College Hall, Bryant Hall and Student Village. These three halls have both fully catered and self-catered options. If you choose to stay in one of the fully catered halls you will have your own room, three meals a day provided and you will share facilities with other residents. In a self-catered hall you will have your own room and will experience the social atmosphere, but cooking and cleaning will be your responsibility.

If you would like a bit more independence, you may choose to stay in Orchard Park, with your

own room in a cottage with 3-6 other students, or in a fully furnished studio in our Silverdale Road Apartments. Both of these options are self-catered only.

Living on campus is a great way to meet people and there are many fun activities organised throughout the year. All of our accommodation options have facilities such as recreational rooms with television and a pool table, and access to computers with internet connection.

Visit waikato.ac.nz/student-life/accommodation for more information, costs and to apply.

August

Applications open for university accommodation.

October

Applications are considered and the first round of offers are sent.

November

Second round of offers are sent.



UNIVERSITY ACCOMMODATION - TAURANGA

Our newly-built Selwyn Street Studios are located just a 5-minute walk from our Tauranga Campus. Students enjoy views over the harbour and the privacy of their own en-suite bathroom. Rooms also include a king single bed, desk, chair, bookshelf, wardrobe, mini fridge and there's free Wi-Fi. This complex is self-catered.

RENTING

If you are travelling to New Zealand with family, renting a house will provide you with the independence and space required. We recommend you visit TradeMe to see what houses are available. Use the Tenancy Services Market Rate tool to find out the average price of rent for each residential suburb.

Once you have found a house to rent, you will need to apply for the tenancy of that house. If you are accepted, you will need to sign a tenancy agreement. If possible, you should enter into a periodic contract with no specified end date, rather than a fixed-term contract with a specified start and end date. Read all the clauses of the agreement carefully. If you are unsure about something, ask for advice.

When you sign the tenancy agreement you will also be required to pay a bond of up to four weeks rent. This secures the house and safeguards the landlord from any damage you may cause or rent you may fail to pay. Rent is a weekly amount and can be paid directly from your bank account or in cash. If you pay cash, you must get a receipt from the landlord. A landlord can ask for one or two weeks rent in advance during the tenancy, depending on whether you will be paying rent weekly or fortnightly.

However, it is unlawful for a landlord to ask for more than two weeks rent in advance.

Before you move in, check if the house is fully furnished, semi-furnished or unfurnished. In most cases, you will need to provide your own furniture, kitchen items, linen, etc. Second-hand items can be purchased from second-hand stores or from TradeMe.

You will also need to set up and pay for your own electricity, internet and a landline phone if you want one. In New Zealand the most popular phone and internet providers are 2Degrees, Spark, Vodafone and Skinny, however there are other telecommunications companies you may wish to use and it's a good idea to check out the best deals.

Renting is the most expensive of all accommodation options. Make sure you budget carefully to meet all your expenses. It is also a good idea to allow an amount of money for unforeseen expenses, which can occur at inconvenient times.

Explore rental properties and second-hand items at trademe.co.nz and visit tenancy.govt.nz/starting-a-tenancy/new-to-tenancy/information-for-new-tenants to read about your rights as a tenant.



WAIKATO TIP

We recommend that you do not sign a contract without personally viewing the property. Before you sign a contract, the Waikato Student Union can look over it and provide advice.

Email support@wsu.org.nz for help!



FLATTING

Flattening is when you share accommodation with other students in a private house or flat, located off campus. If you choose this option, you will need to book temporary accommodation at a backpackers or a motel, until you find a flat to live in.

As well as weekly rent, you should also budget for bond (up to four weeks rent to be paid before you move in), food and utilities, such as electricity, gas, and internet.

Before you move in, check if the flat is fully furnished, semi-furnished or unfurnished. In most cases, if you are joining a flat, shared kitchen and living areas will be furnished but your room may not be. Furniture, linen and other necessities can be purchased cheaply from second-hand stores.

Looking for a flat?

Check trademe.co.nz/flatmates-wanted and nzflatmates.co.nz

WHAT YOU NEED TO CONSIDER BEFORE YOU START FLAT/ PROPERTY HUNTING

- How much can you afford?
- How many people do you want to live with?
- Does the property need to be furnished or partly furnished?
- How far away from the University do you want to be?
- What sort of transport will you be taking to get to campus?
- What sort of heating does the property have?
- If you are relocating with children, where are the closest schools?

ACCOMMODATION FOR STUDENTS UNDER 18 YEARS OF AGE

Under the New Zealand Qualification Authority's Code of Practice for the Pastoral Care of International Students, students under 18 years of age stay in either a homestay or in one of the University's fully catered Halls of Residence. If you wish to stay in a homestay, you will need to complete and return the International Homestay Application Form and pay all fees up to your 18th birthday to secure a placement.

So we can match you to the most appropriate family, please provide as much information as possible about your interests and any special dietary or health requirements. The University is

required to visit the home and meet the family that a student will be staying with to make sure they meet the requirements of the Code of Practice.

If you have family or a close family friend nearby and wish to stay with them, your parent or guardian will need to complete the Indemnity Form which is included in the Accommodation Application Form.

Visit waikato.ac.nz/student-life/accommodation for more information, costs and to apply.



PURCHASE MEDICAL AND TRAVEL INSURANCE

The next step towards travelling to New Zealand is to apply for medical and travel insurance.

You will need medical and travel insurance for the length of your time in New Zealand, and you may be required to show evidence of this when you apply for your student visa. You will need appropriate insurance to complete your enrolment at the University of Waikato.

Our preferred policy is the Studentsafe Inbound University Policy, which is approved by Immigration New Zealand and automatically added to your tuition fees invoice, so no application form is required.

If you have a pre-existing medical condition, please contact Studentsafe to get pre-approval of this condition.

You may choose to purchase an alternative approved insurance policy – if you do, you must provide us with a copy of your policy at least two weeks before your course starts. The policy must be in English from the insurance provider.

For more information on Studentsafe or alternative insurance policies, visit:

insurancesafenz.com



RELOCATING WITH FAMILY

FAMILY VISAS

All your family members will need to obtain a valid visa before traveling to New Zealand. If you have children aged five years or older, they will need to apply for student visas to be enrolled in a New Zealand school.

Depending on the length of your course, your family may need to reapply for their visas during your time in New Zealand. They will need to apply separately to Immigration New Zealand. You should budget an amount of money for visa renewals as there will be costs for application fees and medical checks.

FAMILY INSURANCE

Any family members who travel with you can be added to your Studentsafe insurance policy if they do not have any pre-existing health conditions. If you have children who will be studying in New Zealand schools, it will be compulsory for them to have insurance.

To add family members to your policy, you will need to download and fill out the Family Application Form and email your completed form to int.insurance@waikato.ac.nz. You will also need to pay an additional family premium direct to the University of Waikato.

CHILDCARE (0-5 YEARS)

If your children are 0-5 years of age, you may wish to enrol them in childcare. There are several options near our Hamilton and Tauranga campuses and you will be able to search for childcare centres online to find one that meets your requirements. All 3-5 year olds are eligible for 20 hours of free childcare a week if a centre offers 20 Hours ECE. Places in childcare centres are often limited, so apply well before starting your course.

SCHOOLING (5-16 YEARS)

If you plan to enrol your child in school while you are studying in New Zealand, there are some key facts that you should be aware of.

Schooling is compulsory for children aged 6 to 16

A student visa is compulsory for any international school students. You will not be able to enrol your child in school without one

Fees for international students can range from \$NZ10,000 to \$15,000 per year

On top of school fees, you should budget at least \$NZ1000 per child per year, for additional costs such as uniforms, school trips and activity fees.

A list of schools near the Hamilton and Tauranga campuses can be found at educationcounts.govt.nz/find-school

COMPLETE AN ARRIVAL FORM



Once you have obtained your visa, arranged your insurance and accommodation and booked your flights, you will need to complete an arrival form to let us know when you expect to arrive on campus. This helps us prepare for your arrival.

The arrival form also enables you to request to be picked up from the airport. The International Student Services Office will be in touch after you have completed the form to discuss your pick up. You will be dropped off directly to your accommodation, the Hamilton campus or The Hub on the Tauranga campus.

Find the form at [waikato.ac.nz/go/arrive](https://www.waikato.ac.nz/go/arrive)

SEND US YOUR STUDENT ID PHOTO

The next step is to send a passport-style photograph of yourself to idcards@waikato.ac.nz, with a copy of your e-visa.

- The photo must only be of you
- It must be from the shoulders up with your head centred
- No head covering or headband should be worn unless it is for religious or medical reasons. Your face must be fully visible
- The photo must be in .jpeg or .png format.
- Please include your name and your student ID number in the email.
- Once you arrive at your campus, you will be able to collect your Student ID card from the Student Centre or The Hub.

ENROL AT THE UNIVERSITY OF WAIKATO

Once you arrive in New Zealand, the next step is to make sure you are fully enrolled in your course. Enrolment is the process where you tell us you have arrived, and when you complete the paper selection process for your first year of study.





1. To complete your enrolment, go to the Main Desk on Level 2 of the Student Centre, or The Hub.

Make sure you have with you:

- Your passport and a valid student visa
- Original or verified copies of your if you have studied before
- Original or verified copies of your diploma or degree certificates, if you have studied before
- Any other required documentation listed on your offer letter.

These documents will be verified and uploaded to your MyWaikato portal.

The Student Centre in Hamilton is open from 8:30am-5pm, Monday to Friday and The Hub in Tauranga is open 8am-5pm Monday to Friday.

Foundation Studies Students

Visit the University of Waikato College at the Hamilton Campus to complete your enrolment.

Scholarship Students

If you are a recipient of a Manaaki New Zealand Scholarship (MNZSP), or a scholarship recipient from Oman, Kuwait, Saudi Arabia or Malaysia, you will need to visit the International Student Services team and meet with your scholarship adviser once you arrive on campus.

English Language Students

Visit the University of Waikato College at the Hamilton Campus to complete your enrolment.

Study Abroad and Exchange Students

You will receive an email from one of our international student advisers providing you with information on where to go to complete your enrolment and what you will need to bring, which differs from the list above.

2. For paper selection advice, meet with a student adviser at the Student Centre in Hamilton or The Hub in Tauranga.

3. Once you receive a formal offer and your papers have been added and approved, you can complete your enrolment through the MyWaikato portal.

4. Collect your student ID card from the Student Centre or The Hub.

5. Check your Arrival Pack. You will receive an arrival pack when you get picked up from the airport, or you can pick one up from the Student Centre or the Hub if you have made your own travel arrangements. This pack contains information on what to do, where to go and events during your first week.

ATTEND YOUR ORIENTATION

In your first week at the University of Waikato, you must attend an International Orientation, where you will be given essential information to ensure your stay in New Zealand is safe, enjoyable and academically successful.

International Orientation for all new students are held the week before the start of the trimester. This will give you a chance to find your way around the campus, meet other international and domestic students, and learn how the University works before lectures begin.

You will also be greeted with a traditional Māori welcome (Māori are the Indigenous people of New Zealand).

Faculties and schools may have their own orientations for new students. A full list of Orientation activities will be listed on waikato.ac.nz/events/orientation prior to Orientation Week.



ENGLISH LANGUAGE STUDENTS

Your Offer of Place will indicate a start date. The first week will include compulsory orientation activities and completion of enrolment sessions, which you are required to attend. You are usually required to be on campus on the first Monday of your course start date.

STUDY ABROAD AND EXCHANGE STUDENTS

You will be emailed by your dedicated adviser prior to your arrival with details of the Study Abroad and Exchange student orientation, in addition to the international orientation activities. As a Study Abroad or Exchange student, there is extra information that you will need to know to make your time at Waikato successful.



PHD STUDENTS

All PhD students will be invited to attend an induction session within the first 2 months of their studies. These induction sessions will be held four times a year at the Hamilton campus, and as needed at the Tauranga campus. You will be contacted by the School of Graduate Research to confirm the date and details of your induction.

LATE ARRIVALS

For all students commencing study in A, B or C trimesters who arrive at Waikato after the International Orientation, there will be a 'late' orientation held at the Hamilton campus in the second week of the trimester. If you will be arriving after the International Orientation, please let us know by emailing internationalsupport@waikato.ac.nz

For more information please see [waikato.ac.nz/international](https://www.waikato.ac.nz/international) the week before you are required on campus.



MAKE THE MOST OF LIFE IN NEW ZEALAND

It is a big step to go and live in another country. It takes time to understand your new surroundings, but we are committed to helping you settle in and make the most of your time with us in New Zealand.

WEATHER

New Zealand is known for having 'four seasons in one day', meaning our weather can change quickly. Make sure you are prepared for the New Zealand climate by wearing clothes that can be layered and carry an umbrella, even in summer.

Check out NauMai NZ for more tips to get prepared for your new life in New Zealand!

naumainz.studyinnewzealand.govt.nz

CLOTHING

When you pack, make sure you include clothes for all seasons. As well as light clothing for summer, you should also bring sweaters, a warm coat, a raincoat, a woollen hat, gloves and a scarf. New Zealand students dress quite informally, but we recommend you bring at least one formal outfit for special occasions. You are also encouraged to bring national attire for cultural functions and celebrations.





FOOD

Fresh fruit and vegetables, meat, fish and poultry are available in supermarkets. If you are looking for items that are not in supermarkets, speciality Thai, Chinese, Indian and halal stores will have what you are looking for. The amount you spend on food depends on what you put in your shopping basket. Eating out can be expensive, so living independently as a student is a great way to develop cooking skills.

ELECTRICITY

When you pack electrical items, you will need to think about the shape of the plug and the voltage. It is a good idea to purchase a travel adaptor to make your plugs fit in New Zealand sockets. Small appliances such as hair dryers and clocks are not expensive here, so we recommend you buy these when you arrive.

RELIGION

New Zealand has churches, temples, mosques, synagogues and centres of worship for most religions. We are an open-minded country and observe most Christian holidays, with celebrations for other religious holidays held within the community too.

SPORTING AND RECREATIONAL ACTIVITIES

Sports and being active outdoors is an important part of life in New Zealand. Rugby is very popular but many other sports have a large following, such as cricket, football (soccer), rowing, netball and basketball. Tramping (hiking), camping and skiing are also popular recreational activities, and there are hundreds of beaches ideal for swimming and diving.





WAIKATO TIP

Learn some common New Zealand words and phrases before you arrive! Here are a few to get you started:

- **Kia ora** - Hello
- **Bro** - friend
- **Sweet as** - good, fine
- **She'll be right** - it'll be okay, no problem
- **Stoked** - super happy
- **Whānau** - family

SOCIAL AND CULTURAL ACTIVITIES

New Zealanders come from many ethnic backgrounds including Māori, European, Asian and Pacific Islands. Social and cultural events celebrating the different ethnic backgrounds in New Zealand are held throughout the year, and include concerts, art exhibitions, food and wine festivals, Asian festivals and celebrations, Māori cultural gatherings, and many others.

Visit the Hamilton and Tauranga tourism pages to find out when these events are held.

visithamilton.co.nz or bayofplenty.nz

DRIVING AND THE ROAD RULES

You can legally drive for up to 12 months if you have either a current driver's licence from your home country or an International Driving Permit (IDP). Remember to carry both your IDP and your driver's licence with you. After 12 months you will need to convert your licence to a New Zealand licence. If your licence is not in English, you must bring an English translation with you issued by the New Zealand Translation Service or a diplomatic representative at a high commission, embassy or consulate, or the authority that issued your licence in your home country.

New Zealanders drive on the left-hand side of the road. Drivers who are turning must give way to all traffic that is not turning.

- If you are turning right and the vehicle opposite is turning left, you must give way.
- We recommend viewing the New Zealand road code if you will be driving during your time in New Zealand, or test your driving skills on our roads with the AA Visiting Drivers video.

[aa.co.nz/travel/rental-vehicles-and-transport/visiting-driver-training-programme/](https://www.aa.co.nz/travel/rental-vehicles-and-transport/visiting-driver-training-programme/)

MONEY

You should have some New Zealand currency with you when you arrive. You can exchange currency from your home country before you leave, or when you land in New Zealand at a currency exchange service at the airport. All major credit cards can be used in New Zealand, but make sure you let your bank know that you will be travelling to avoid problems when you use your card. We recommend that you carry a small amount of cash and use a New Zealand bank card for your transactions while you are here.

To get a New Zealand bank card you will need to open a bank account when you arrive. Once you have decided which bank you prefer, you will need to visit the bank in person to fill out some paperwork, provide proof of a permanent address, and show photographic identification such as your passport. Most banks will have an account operating for new customers within two working days.

The Inland Revenue Department (IRD) is employed by the New Zealand Government to collect taxes. You may be taxed if your bank account earns interest, or if you work in New Zealand. (Please note that not all visas will allow you to work.) You will need to apply for an IRD tax number so that you are taxed at the correct rates.

[ird.govt.nz](https://www.ird.govt.nz)



MAKE THE MOST OF LIFE AT WAIKATO

The Waikato student experience is memorable. We have a diverse group of people with different cultures and ideas, which creates a vibrant student atmosphere.

With our range of student clubs and on and off-campus events, you will be on your way to making great friends and lasting memories.

INTERNATIONAL DAY

We have staff and students from more than 80 countries, so it is important that we celebrate our cultural diversity. The University and the Waikato Students' Union host an International Day at the Hamilton campus which is a day of celebrations from different cultures. Tauranga students are welcome to attend - please let us know and we can arrange transport. Previous International Day events have included cultural dance and music performances, food stalls, a traditional Holi colour run and an evening lantern ceremony.

ORGANISED TRIPS

The International Student Services Office organises a range of trips throughout the year for international students. Previous trips have included a trip to the Hobbiton movie set, a day of surfing in Raglan, and an authentic New Zealand farm experience. They also plan overnight stays at a local marae (a traditional Māori meeting house) which is a great introduction to Māori

culture (the indigenous people of New Zealand). The Study Abroad Network student club also arranges more casual trips with international students who want to explore nearby popular tourist destinations. If you are studying at the Tauranga campus and would like to join an organised trip that is being held in Hamilton or leaves from Hamilton, please let us know!

INTERNATIONAL BUDDY PROGRAMME

Our International Buddy Programme is designed by students for international and English language students as a way to help them transition into their new environment. New international students are paired with a senior student, who will act as a general guide and support person during the first trimester. Together, the international student and the 'buddy' will socialise with other participants in the programme and make new friends.

waikato.ac.nz/go/buddy-programme

INTERNATIONAL STUDENT SERVICES OFFICE

Living and studying overseas can be challenging. Talking with someone about some of the things you are experiencing can help. The International Student Services team is here to listen and work closely with other student support groups to help you during your time at Waikato.



Our International Student Services team provides support from the time you accept your offer of place and start preparing to move, through to graduation. You can come and talk to one of our International Student Advisers if you have any health, emotional or financial concerns, problems with your visa or insurance, or if you are struggling with your course.

To meet with an adviser in Hamilton, go to the information desk in the Student Centre to make an appointment.

In Tauranga you'll just need to go to The Hub - no appointment is needed.

The International Student Services team also organises trips away, orientations and social events for international students.

waikato.ac.nz/go/international-support

SUPPORT SERVICES AND FACILITIES

At Waikato we are committed to supporting you along your journey. Our range of services will provide you with advice and access to resources and support to ensure your time at Waikato is successful.

ACCESSIBILITY SERVICES

Accessibility Services provide students with physical or learning impairments with support and access to specialist services and equipment.

waikato.ac.nz/students/accessibility-services

ACCOMMODATION SERVICES

If you need help with your homestay or tenancy during your university study, or are looking for a house to rent, contact Accommodation Services for assistance on **+64 7 838 4084** or email

accom@waikato.ac.nz.

CAREERS AND EMPLOYMENT CENTRE

If you are looking for employment while carrying out your studies, visit our Careers and Employment Centre for free seminars on planning your future, polishing your CV and job searching.

waikato.ac.nz/students/careers

CITIZENS ADVICE BUREAU

The Citizens Advice Bureau is a voluntary organisation offering free and confidential advice on consumer rights, insurance, car repairs, tenancy, legal advice and more.

cab.org.nz

COUNSELLING SERVICES

Feeling lonely or homesick? Counsellors can help with a range of problems by helping you to find solutions that suit you. Our Student Counselling Service is available to help you talk through problems and find solutions whenever something is interfering with your ability to study. At the Hamilton campus you can access this service at the Student Health Building. In Tauranga, you can see the Health Nurse on campus, or book an appointment directly with Bay Counselling.

waikato.ac.nz/students/counselling



ESPORTS

Esports is open to students and staff, competitive and social. The club is based at the OMEN Esports arena, located within the Station on Hillcrest Road. In Tauranga, you are welcome to join their Esports club.

For more information, membership fees and costs visit [waikato.ac.nz/sport/esports](https://www.waikato.ac.nz/sport/esports)

HEALTH SERVICES

If you need to see a doctor or a nurse for any reason, visit our Student Health Services building via Gate 1 of the Hamilton campus, or see the Student Health Nurse on Level 1 of The Hub in Tauranga. Your medical insurance will pay the cost of most consultations and prescriptions, so make sure you bring evidence of your policy to your appointments.

[waikato.ac.nz/go/international-health](https://www.waikato.ac.nz/go/international-health)

LIBRARY

The University of Waikato Library team offers assistance to find the right books, assignment and research help, booking group study rooms, and more. The Central Library is on Level 2 of the Student Centre in Hamilton, and in Tauranga you'll find the librarians in the 24/7 computer lab on Level 1.

[waikato.ac.nz/library](https://www.waikato.ac.nz/library)

RELIGION

The Lady Goodfellow Chapel at the Hamilton campus is available to students of any faith for quiet times of meditation, with two chaplains available if you need someone to talk to. There are also two Muslim Prayer Rooms on the Hamilton campus, one for male students and the other for females.

Brother Andrew McKean visits the Tauranga campus regularly; to make an appointment with him, email chaplain@waikato.ac.nz. There is also a multi-faith prayer room located at the Tauranga campus.



SECURITY

Security provides a safe and secure environment for students and are available by phone 24 hours a day, seven days a week on **(07) 838-4444**.

waikato.ac.nz/facilities/security-and-parking

SPORT AND FITNESS

Balance study and play at the UniRec Centre at the Hamilton campus, one of the best-equipped gyms in the Waikato region. With a student discount, you can take time out of your busy lecture schedule for a stress-relieving workout or just hang out with your friends in the sports hall. Tauranga students have access to Drop in Sport sessions through the Queen Elizabeth Youth Centre, as well as social sport options. Gym memberships for Tauranga students are available for The Gym and Toi Ohomai Aquatic and Fitness Centre.

unirec.co.nz

waikato.ac.nz/sport/sport-at-tauranga

STUDENT CENTRE AND THE HUB

Our student advisers in the Student Centre and The Hub are the first people to go to for help with enrolment, fees, student payments, graduation, examinations and assessments.

STUDENT LEARNING

The tutors at Student Learning will be able to help when you have difficulty with an assignment or just want to develop a particular skill, such as essay writing, note-taking or exam preparation. In Hamilton the team is based on Level 1 of the Student Centre, and in Tauranga the dedicated Student Learning staff member is based in Room 1.25 in the The Hub. Book a consultation through Moodle.

waikato.ac.nz/teaching-and-learning/student-learning



STUDY ADVISING PROGRAMME

Study Advising is a programme designed to help new students over their first year of undergraduate study. Every first year student is automatically allocated a dedicated staff member – a Study Advisor. Most Study Advisors will be from your main area of study, but all have roles aimed at helping students to succeed in their study goals.

waikato.ac.nz/student-life/advice-and-support/study-advising-programme

UNIVERSITY OF WAIKATO COLLEGE

Waikato Pathways College runs English language, foundation studies and university preparation programmes at the Hamilton campus. Within the English language and foundation studies programmes, academic advisers are available to help with any issues relating to your course of study and prepare you for degree-level study.

pathways.waikato.ac.nz

WAIKATO STUDENTS' UNION

The Waikato Students' Union (WSU) is dedicated to making sure the student voice is heard on campus. They organise events and provide support to all students, as well as run clubs on campus – a great way to make the most of your time at Waikato and meet new people. Financial, budgeting and legal advice can also be obtained through the WSU. The WSU can be found in the student union building in Hamilton. In Tauranga, you can meet with the WSU representative in the hub.

wsu.org.nz



WAIKATOUNI APP

The new WaikatoUni app is designed to support your time at the University by providing a single place to view Moodle, MyWaikato, upcoming Lecture times, papers and grade information, your student ID card and maps to help you navigate campus.

waikato.ac.nz/about/waikatouni-app

WELLBEING HUB

The Wellbeing Hub, located on our Hamilton campus, is a space for students to relax and recharge between classes.

Throughout the year, the Wellbeing Team runs a series of events and workshops to help students relax and take a break between their busy schedules.

waikato.ac.nz/students/wellbeing-hub/

WAIKATO TIP:

Did you know you may be able to apply for a Post-Study Work Visa, once you have completed a qualification at the University of Waikato?

For more information check out immigration.govt.nz.

A FINAL WORD

Most international students tend to look back at the time they spent studying and living in New Zealand as a challenging yet rewarding experience.

Remember that it takes time to get used to a new environment, so take your time and ask the International Student Services team if you are not sure about something.

While your studies are very important, don't forget to take time out to get involved in activities on and off campus, see new places, meet people and broaden your horizons. This will make your time at the University of Waikato go very fast and the experiences will be memorable.

There will also be challenging times where you may be homesick, stressed, discouraged and feel sad. If you feel that your studies are being

affected, ask for assistance as soon as possible, whether your problem is personal or academic. Be aware that small problems can become big problems if they are not dealt with quickly. Please keep in mind that if you require assistance at any stage during your time with us, we want to help and will be very pleased to do so – just ask.

It is also a good idea to join NauMai NZ – a online tool with information on life as an international student in New Zealand.

All the best for your time at the University of Waikato!




COSTS TABLE


The following table will give you an indication of the costs to expect when you are preparing to move to New Zealand.

NauMai also provides a detailed idea of daily costs, or you can use the New Zealand Now Cost of Living Calculator to find out what your expenses may look like, visit newzealandnow.govt.nz/live-in-new-zealand/money-tax/cost-of-living.


	Cost in NZ\$*
Flights (dependent on your home county)	\$2,000 on average
Student visa application	\$530 (depending on where you are applying from)
Immigration levy	\$35
Medical and travel insurance	\$620 per year
Amount needed in bank account	\$20,000 per year
University accommodation self-catered	\$200-290 per week
University accommodation fully-catered	\$335-420 per week
Rent for a 3-bedroom house in Hamilton	\$500-550 per week
Rent for a room in a Hamilton flat	\$200 - 250 per week
Rent for a 3-bedroom house in Tauranga	\$480-600 per week
Rent for a room in a Tauranga flat	\$200 - 245 per week
Internet plan (included in university accommodation cost)	\$20 per week
Mobile phone plan	\$5-20 per week
Medical visit	\$80-120


Extra Costs


 Bus fare from \$3.00


 Groceries from \$70 a week (in a shared accommodation setting)

 1L Milk \$3

 Meal in a restaurant from \$20

 Coffee from \$5.00

 Campus car-parking \$2 a day in Hamilton

 Campus gym \$10.95 a week (Student premium membership)



*All costs are indicative only and are subject to change.



THE UNIVERSITY OF
WAIKATO
Te Whare Wānanga o Waikato
NEW ZEALAND

KO TE TANGATA
FOR THE PEOPLE

The University of Waikato
Private Bag 3105
Hamilton 3240
New Zealand

+64 7 807 9275 (Outside NZ) 
international@waikato.ac.nz 
waikato.ac.nz 